


## TOPY-VW10/14N05 10/14 Head Mini Weigher



### 1. Application:

It is mainly apply in automatic weighing various granular products in food or non-food industries, such as potato chips, nuts, frozen food, vegetable, sea food, nail, etc.

### 2. Features:

- ✧ IP65 waterproof, use water cleaning directly, save time while cleaning;
- ✧ Modular control system, more stability and lower maintenance fees;
- ✧ Production records can be checked at anytime or download to PC;
- ✧ Load cell or photo sensor checking to satisfy different requirements;
- ✧ Preset stagger dump function to stop blockage;
- ✧ Design linear feeder pan deeply to stop small granule products leaking out;
- ✧ Refer to product features, select automatic or manual adjust feeding amplitude;
- ✧ Food contact parts disassembling without tools, which is easier to clean;
- ✧ Multi-languages touch screen for various clients, English, French, Spanish, etc;

### 3. Specifications:

Model	TOPY-VW10N05	TOPY-VW14N05
Weighing Range	5-200 grams	5-300 grams
Max. Speed	65 bags/min	120 bags/min
Accuracy	± 0.1-0.5 grams	± 0.1-0.5 grams
Weigh Bucket	0.5L	0.5L
Control Penal	7" Touch Screen	7" Touch Screen
Power Supply	220V/50HZ or 60HZ; 10A; 1000W	220V/50HZ or 60HZ; 10A; 1500W
Driving System	Stepper Motor	Stepper Motor
Packing Dimension	1320L*1000W*1000H mm	1420L*1000W*1000H mm
Gross Weight	350 kg	400 kg

## TOPY-VW10/14 N16/25 10/14 Head Standard Weigher



### 1. Application:

It is mainly apply in automatic weighing various granular products in food or non-food industries, such as potato chips, nuts, frozen food, vegetable, sea food, nail, etc.


### 2. Features:

- ✧ IP65 waterproof, use water cleaning directly, save time while cleaning;
- ✧ Modular control system, more stability and lower maintenance fees;
- ✧ Production records can be checked at anytime or download to PC;
- ✧ Load cell or photo sensor checking to satisfy different requirements;
- ✧ Preset stagger dump function to stop blockage;
- ✧ Design linear feeder pan deeply to stop small granule products leaking out;
- ✧ Refer to product features, select automatic or manual adjust feeding amplitude;
- ✧ Food contact parts disassembling without tools, which is easier to clean;
- ✧ Multi-languages touch screen for various clients, English, French, Spanish, etc;

### 3. Specifications:

Model	TOPY-VW10N16/25	TOPY-VW14N16/25
Weighing Range	10-1000 grams	10-2000 grams
Max. Speed	65 bags/min	120 bags/min
Accuracy	± 0.1-1.5 grams	± 0.1-1.5 grams
Weigh Bucket	1.6L or 2.5L	1.6L or 2.5L
Control Penal	9.7" Touch Screen	9.7" Touch Screen
Power Supply	220V/50HZ or 60HZ; 10A; 1000W	220V/50HZ or 60HZ; 12A; 1500W
Driving System	Stepper Motor	Stepper Motor
Packing Dimension	1620L*1100W*1100H mm	1720L*1100W*1100H mm
Gross Weight	450 kg	550 kg

## TOPY-VW10/14N50 10/14 Head Salad Weigher



### 1. Application:

It is mainly apply in automatic weighing various granular products in food or non-food industries, such as potato chips, nuts, frozen food, vegetable, sea food, nail, etc.


### 2. Features:

- ✧ IP65 waterproof, use water cleaning directly, save time while cleaning;
- ✧ Four side seal base frame ensure stable while running, big cover easy for maintenance;
- ✧ Modular control system, more stability and lower maintenance fees;
- ✧ Rotary or vibrating top cone can be selected;
- ✧ Load cell or photo sensor checking to satisfy different requirements;
- ✧ Preset stagger dump function to stop blockage;
- ✧ 9.7" touch screen with user friendly menu, easy to change in different menu;
- ✧ Checking signal connection with another equipment on the screen directly;
- ✧ Food contact parts disassembling without tools, which is easier to clean;

### 3.Specifications:

Model	TOPY-VW10N50	TOPY-VW 14N50
Weighing Range	10-5000 grams	20-8000 grams
Max. Speed	45 bags/min	90 bags/min
Accuracy	± 0.1-1.5 grams	± 0.2-2.0 grams
Weigh Bucket	5.0L	5.0L
Control Penal	9.7" Touch Screen	9.7" Touch Screen
Power Supply	220V/50HZ or 60HZ; 10A; 1000W	220V/50HZ or 60HZ; 12A; 1500W
Driving System	Stepper Motor	Stepper Motor
Packing Dimension	1950L*1280W*1691H mm	2150L*1400W*1800H mm
Gross Weight	640kg	800kg

# TOPY-VW20/24 20/24 Head Multihead Weigher (Twin discharge head)



IP65



Touch Screen



USB



Sensor



Load Cell



Self-diagnosis



Stagger Dump Feedback



Counting



Multi-point discharge

## 1. Application:

It is mainly apply in automatic weighing various granular products in food or non-food industries, such as potato chips, nuts, frozen food, vegetable, sea food, nail, etc.

## 2. Features:

- ✧ IP65 waterproof, use water cleaning directly, save time while cleaning;
- ✧ Modular control system, more stability and lower maintenance fees;
- ✧ Production records can be checked at anytime or download to PC;
- ✧ Load cell or photo sensor checking to satisfy different requirements;
- ✧ Preset stagger dump function to stop blockage;
- ✧ Design linear feeder pan deeply to stop small granule products leaking out;
- ✧ Refer to product features, select automatic or manual adjust feeding amplitude;
- ✧ Food contact parts disassembling without tools, which is easier to clean;
- ✧ Multi-languages touch screen for various clients, English, French, Spanish, etc;

## 3. Specifications:

Model	TOPY-VW20	TOPY-VW24
Weighing Range	10-1000 grams	10-500 x 2 grams
Max. Speed	65*2 bags/min	80 xx 2 bags/min
Accuracy	± 0.1-1.5 grams	± 0.1-1.5 grams
Weigh Bucket	1.6L or 2.5L	1.0L
Control Penal	9.7" Touch Screen	9.7" Touch Screen
Power Supply	220V/50HZ or 60HZ; 16A; 2000W	220V/50HZ or 60HZ; 12A; 1500W
Driving System	Stepper Motor	Stepper Motor
Packing Dimension	1816L*1816W*1500H (mm)	2100L*2100W*1900H mm
Gross Weight	650 kg	800 kg



## **TOPY-VWB12 12 Head Linear Combination Weigher**



### ***Application***



### ***Easy Cleaning***

#### **1. Application:**

It is mainly apply in semi-auto or auto weighing fresh/frozen meat, fish, chicken, vegetable and various kinds of fruit, such as sliced meat, lettuce, apple etc.

#### **2. Special Features**

- \* Belt weighing and delivery into package, only two procedure to get less scratch on products;
- \* Most suitable for sticky & easy fragile in belt weighing and delivery,
- \* All belts can be take out without tool, easy cleaning after daily work;
- \* All dimension can be customize design according to product features;
- \* Suitable to integrate with feeding conveyor & auto bagger in auto weighing and packing line;
- \* Infinite adjustable speed on all belts according to different product feature;
- \* Auto ZERO on all weighing belt for more accuracy;
- \* Optional index collating belt for feeding on tray;
- \* Special heating design in electronic box to prevent high humidity environment.

#### **3. Specification:**

Model	TOPY-VWB12
Weigh head	12
Capacity	10-1500 g
Combine Rate	10-6000 g
Speed	5-30 bpm
Weigh Belt Size	220L*120W mm
Collating Belt Size	1350L*165W
Power Supply	1.0 KW
Packing Size	1750L*1350W*1000H mm
G/N Weight	250/300kg
Weighing method	Load cell
Accuracy	± 0.1-3.0 g
Control Panel	9.7" Touch Screen
Voltage	220V/50HZ or 60HZ; Single Phase
Drive System	Stepper Motor

## TOPY-CW220/320 Check Weigher



### 1. Application:

It is suitable to check weight of various product, over or less weight will be rejected out, qualify bags will be passed to next equipment.

### 2. Features:

- ✧ 7" SIEMENS touch screen and PLC, more stability and easier to operate;
- ✧ Apply HBM load cell ensure high accuracy and stability (original from Germany);
- ✧ Solid SUS304 structure ensure stable performance and precise weighing;
- ✧ Reject arm, air blast or pneumatic pusher for selecting;
- ✧ Belt disassembling without tools, which is easier to clean;
- ✧ Install emergency switch at the size of machine, user friendly operation;
- ✧ Arm device show clients clearly for the production situation (optional);

### 3. Specifications:

Model	TOPY-CW220	TOPY-CW320
Control System	7" SIEMENS HMI and PLC	7" SIEMENS HMI and PLC
Weighing range	10-1000 grams	10-2000 grams
Speed	30-100bags/min	30-100bags/min
Accuracy	±0.6 grams	±1.0 grams
Product Size	10<L<220; 10<W<200 mm	10<L<370; 10<W<300 mm
Mini Scale	0.1 grams	0.1 grams
Weigh Belt	440L*220W mm	550L*320W mm
Reject system	Reject Arm/Air Blast/ Pneumatic Pusher	
Power supply	220V/50HZ or 60HZ Single Phase	
Packing Dimension	1194L*1034W*1204H mm	1418L*1368W*1325H mm
Gross Weight	200kg	250kg